

160930

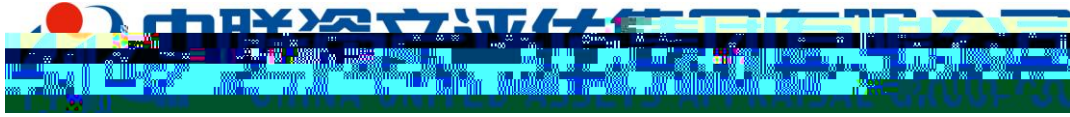
160930

7

1

2

2016-2018



4


1

2015

2015

2014

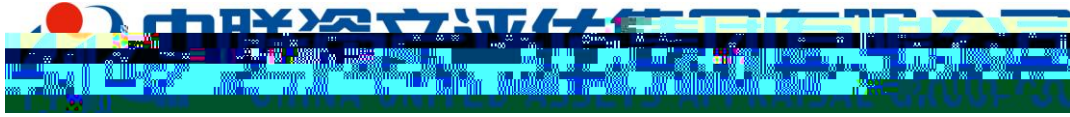
2015 10



---

2

+



17.4%

10.1%

2

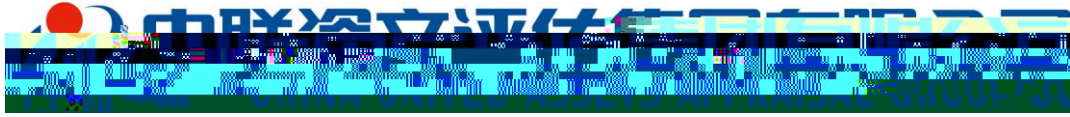
2.2

300

3

2015

3



1

4G

iiMedia Research

2015-2016

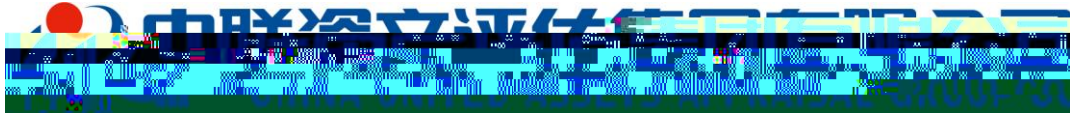
2015

5.63

17.3%

2

IDC



1

3


2015

4

Opera ASA


Opera ASA

1300




---

4      2016 -2018

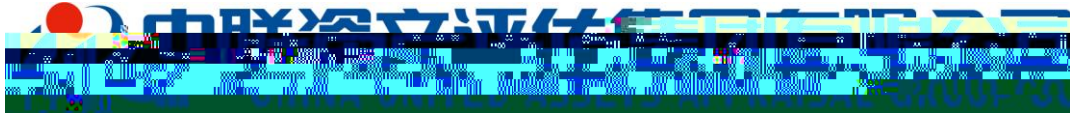


			4	
4				
		4		
		4		
8				
			146,192.69	
	21,583.33			1
		2		
				2016-2018
	2015 12		100%	2015 12
	2015 10 31		146,220.43	
146,000.00		2015		
	2015 12		100%	



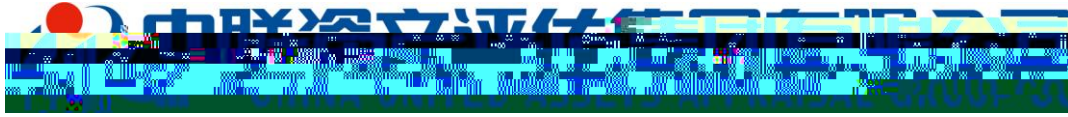
146,192.69

1		12,380.70	12,380.70	-	-
1.1		9,228.18	9,228.18	-	-
1.2		3,152.52	3,152.52	-	-
2		5,000.00	134,124.39	129,124.39	2,582.49
2.1		5,000.00	134,124.39	129,124.39	2,582.49
<b>3</b>		<b>17,380.70</b>	<b>146,505.09</b>	<b>129,124.39</b>	<b>742.92</b>



2016 -2018

	2014	2015	2016	2017	2018
	8,178.30	9,757.70	11,322.34	13,531.27	16,115.30



	-	19.31%	16.03%	19.51%	19.10%
		19.31%			18.20%

19.31%

2016 -2018

18.20%

2016 4

2016

1-4

3,467.69

2016


30.63%


2016-2018

2016-2018

2016

1-4





---


2007

2

3

3

5



---

<

> 160930